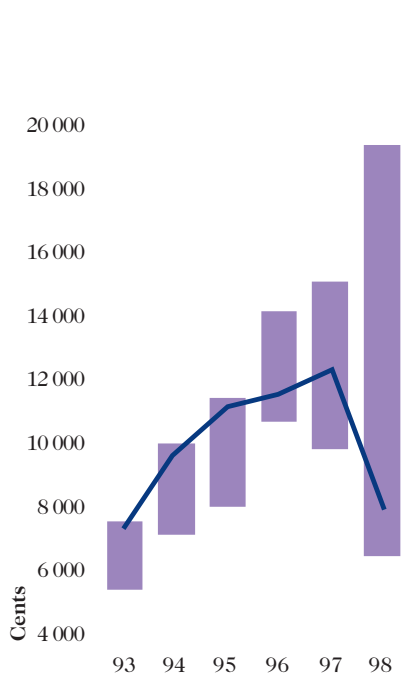


## Ordinary share analyses

### LIBERTY LIFE ASSOCIATION OF AFRICA LIMITED



Year	Price per share			HOLDINGS		Number of share-holders	%	Number of shares	% of issued shares
	at 31 December (cents)	High for year (cents)	Low for year (cents)						
1993	7 500	7 500	5 800	1 –	5 000	6 580	93,27	3 473 569	1,30
1994	9 800	10 000	7 500	5 001 –	10 000	212	3,00	1 478 103	0,55
1995	11 300	11 450	8 375	10 001 –	50 000	179	2,54	3 802 169	1,42
1996	11 725	14 200	11 100	50 001 –	100 000	31	0,44	2 223 600	0,83
1997	12 500	15 100	10 220	100 001 –	and over	53	0,75	256 861 259	95,90
1998	8 100	19 480	6 900			7 055	100,00	267 838 700	100,00

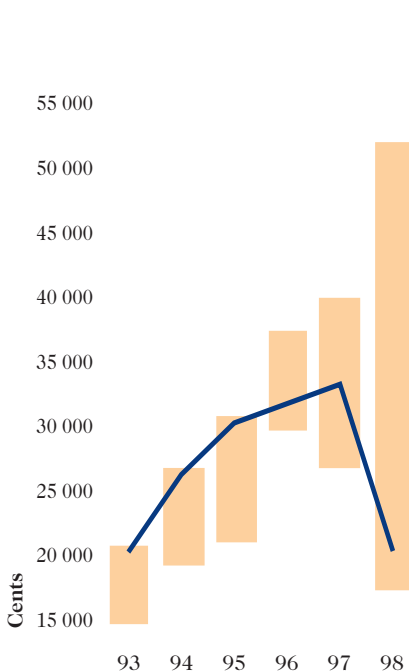
Volume of shares traded (000's) 77 284 (1997: 38 978)

Volume traded to weighted average number of shares in issue 29,0% (1997: 15,4%)

#### ANALYSIS OF HOLDINGS

Category	Number	%	Number of shares	% of issued shares
Liberty Holdings Limited	1	0,01	149 728 570	55,90
Insurance companies	15	0,21	392 775	0,15
Pension funds	53	0,75	5 574 721	2,08
Unit trusts	36	0,51	91 370	0,03
Other corporate bodies and nominees	902	12,79	103 734 276	38,73
Private individuals	6 048	85,73	8 316 988	3,11
<b>Total</b>	<b>7 055</b>	<b>100,00</b>	<b>267 838 700</b>	<b>100,00</b>

### LIBERTY HOLDINGS LIMITED



Year	Price per share			HOLDINGS		Number of share-holders	%	Number of shares	% of issued shares
	at 31 December (cents)	High for year (cents)	Low for year (cents)						
1993	20 500	20 500	15 500	1 –	5 000	6 492	97,45	1 581 388	3,21
1994	26 500	26 500	20 050	5 001 –	10 000	61	0,92	426 929	0,87
1995	30 500	30 500	22 000	10 001 –	50 000	73	1,09	1 526 307	3,10
1996	32 000	37 200	30 500	50 001 –	100 000	12	0,18	793 879	1,61
1997	33 500	39 750	27 500	100 001 –	and over	24	0,36	44 907 674	91,21
1998	20 580	52 300	18 100			6 662	100,00	49 236 177	100,00

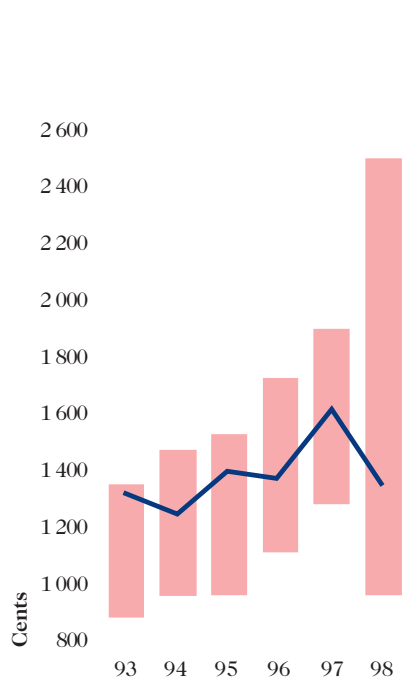
Volume of shares traded (000's) 5 984 (1997: 3 266)

Volume traded to weighted average number of shares in issue 12,2% (1997: 2,5%)

#### ANALYSIS OF HOLDINGS

Category	Number	%	Number of shares	% of issued shares
Liblife Controlling Corporation (Proprietary) Limited	1	0,02	26 963 700	54,76
Insurance companies	8	0,12	218 892	0,44
Pension funds	78	1,17	1 068 258	2,17
Unit trusts	38	0,57	2 652 639	5,39
Other corporate bodies and nominees	470	7,05	16 498 225	33,51
Private individuals	6 067	91,07	1 834 463	3,73
<b>Total</b>	<b>6 662</b>	<b>100,00</b>	<b>49 236 177</b>	<b>100,00</b>

## LIBLIFE STRATEGIC INVESTMENTS LIMITED



	Price per share at 31 December (cents)	High for year (cents)	Low for year (cents)	HOLDINGS	Number of share-holders	%	Number of shares	% of issued shares
1993	1 350	1 350	925	1 – 5 000	3 917	94,29	2 204 007	0,35
1994	1 275	1 475	1 000	5 001 – 10 000	100	2,41	692 051	0,11
1995	1 425	1 525	1 000	10 001 – 50 000	83	2,00	1 723 891	0,28
1996	1 400	1 725	1 150	50 001 – 100 000	19	0,46	1 377 028	0,22
1997	1 645	1 900	1 325	100 001 – and over	35	0,84	621 484 738	99,04
1998	1 375	2 500	1 000		4 154	100,00	627 481 715	100,00

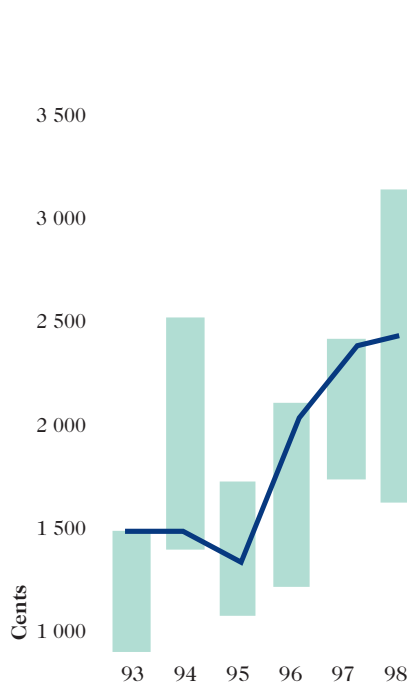
Volume of shares traded (000's) 66 280 (1997: 47 950)

Volume traded to weighted average number of shares in issue 10,6% (1997: 8,3%)

### ANALYSIS OF HOLDINGS

Liberty Life Association of Africa Limited	1	0,02	517 777 731	82,52
Insurance companies	7	0,17	105 629	0,02
Pension funds	22	0,53	1 818 312	0,29
Unit trusts	24	0,58	256 837	0,04
Other corporate bodies and nominees	309	7,44	104 367 042	16,63
Private individuals	3 791	91,26	3 156 164	0,50
	4 154	100,00	627 481 715	100,00

## FIRST INTERNATIONAL TRUST LIMITED



	Price per share at 31 December (cents)	High for year (cents)	Low for year (cents)	HOLDINGS	Number of share-holders	%	Number of shares	% of issued shares
1993	1 500	1 500	1 000	1 – 5 000	6 876	92,91	3 771 496	1,99
1994	1 500	2 500	1 475	5 001 – 10 000	225	3,04	1 543 801	0,82
1995	1 350	1 525	1 165	10 001 – 50 000	212	2,87	4 167 980	2,20
1996	2 050	2 100	1 300	50 001 – 100 000	34	0,46	2 363 597	1,25
1997	2 400	2 400	1 800	100 001 – and over	53	0,72	177 424 338	93,74
1998	2 450	3 100	1 700		7 400	100,00	189 271 212	100,00

Volume of shares traded (000's) 26 118 (1997: 16 614)

Volume traded to weighted average number of shares in issue 13,8% (1997: 5,2%)

### ANALYSIS OF HOLDINGS

Liberty Life Association of Africa Limited	1	0,01	115 356 041	60,95
Insurance companies	8	0,11	1 948 483	1,03
Pension funds	47	0,64	3 873 334	2,05
Unit trusts	71	0,96	202 113	0,10
Other corporate bodies and nominees	527	7,12	58 810 201	31,07
Private individuals	6 746	91,16	9 081 040	4,80
	7 400	100,00	189 271 212	100,00